



DG 1011 SAY



Housing

Aluminum injection frame with electrostatic powder coating and die-cast aluminum heatsink.

Optics

Highly efficient PMMA lens, designed specially for High Power LED.

Led

High-efficacy High Power LED with CRI>80, achieving L70B50 ≥ 50,000 hours of lifetime.

Driver

Constant current output LED driver with high efficiency and pf >0,9.

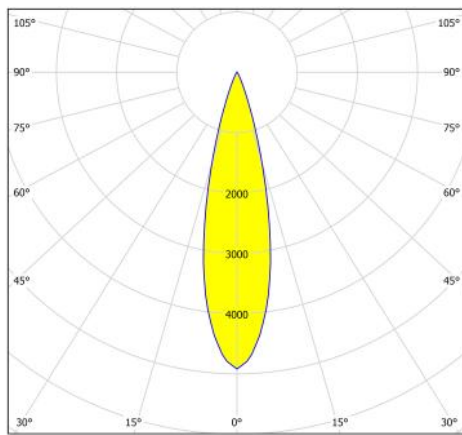
Options

1 or 3 hours emergency lighting kit
Dimming via DALI
IP44/20 can be produced

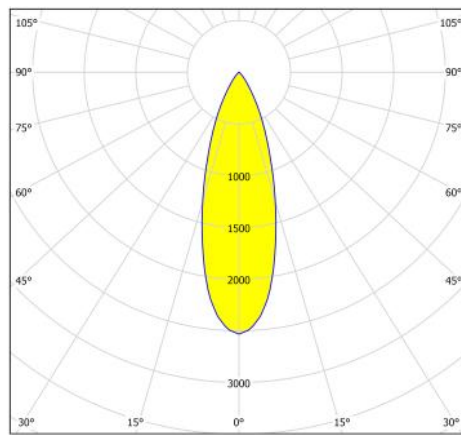


Type Code	Power (w)	CCT (K)	Light Output (lm)	CRI	V/Hz	Weight (Kg)	Cut-out Size (mm)	Beam Angle
DGSAY.110.6.30.25	6	3000	495	>80	220 - 240 / 50 - 60	0,38	Ø95	25°
DGSAY.110.6.40.25	6	4000	550	>80	220 - 240 / 50 - 60	0,38	Ø95	25°
DGSAY.110.6.30.35	6	3000	505	>80	220 - 240 / 50 - 60	0,38	Ø95	35°
DGSAY.110.6.40.35	6	4000	560	>80	220 - 240 / 50 - 60	0,38	Ø95	35°
DGSAY.110.6.30.60	6	3000	475	>80	220 - 240 / 50 - 60	0,38	Ø95	60°
DGSAY.110.6.40.60	6	4000	530	>80	220 - 240 / 50 - 60	0,38	Ø95	60°
DGSAY.110.8.30.25	8	3000	660	>80	220 - 240 / 50 - 60	0,38	Ø95	25°
DGSAY.110.8.40.25	8	4000	700	>80	220 - 240 / 50 - 60	0,38	Ø95	25°
DGSAY.110.8.30.35	8	3000	660	>80	220 - 240 / 50 - 60	0,38	Ø95	35°
DGSAY.110.8.40.35	8	4000	740	>80	220 - 240 / 50 - 60	0,38	Ø95	35°
DGSAY.110.8.30.60	8	3000	620	>80	220 - 240 / 50 - 60	0,38	Ø95	60°
DGSAY.110.8.40.60	8	4000	690	>80	220 - 240 / 50 - 60	0,38	Ø95	60°
DGSAY.110.11.30.25	11	3000	880	>80	220 - 240 / 50 - 60	0,38	Ø95	25°
DGSAY.110.11.40.25	11	4000	970	>80	220 - 240 / 50 - 60	0,38	Ø95	25°

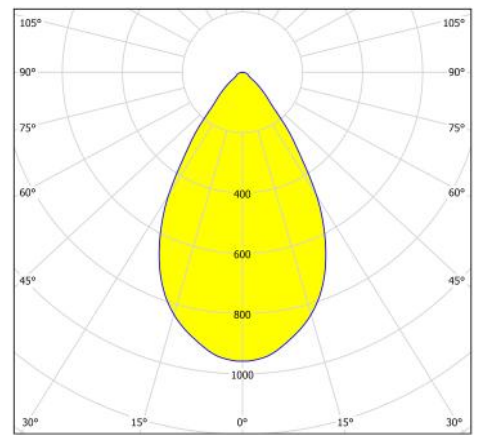
Type Code	Power (w)	CCT (K)	Light Output (lm)	CRI	V/Hz	Weight (Kg)	Cut-out Size (mm)	Beam Angle
DGSAY. 110.11.30.35	11	3000	860	>80	220 - 240 / 50 - 60	0,38	Ø95	35°
DGSAY. 110.11.40.35	11	4000	955	>80	220 - 240 / 50 - 60	0,38	Ø95	35°
DGSAY. 110.11.30.60	11	3000	820	>80	220 - 240 / 50 - 60	0,38	Ø95	60°
DGSAY. 110.11.40.60	11	4000	910	>80	220 - 240 / 50 - 60	0,38	Ø95	60°
DGSAY. 110.13.30.25	13	3000	1256	>80	220 - 240 / 50 - 60	0,38	Ø95	25°
DGSAY. 110.13.40.25	13	4000	1350	>80	220 - 240 / 50 - 60	0,38	Ø95	25°
DGSAY. 110.13.30.35	13	3000	1210	>80	220 - 240 / 50 - 60	0,38	Ø95	35°
DGSAY. 110.13.40.35	13	4000	1313	>80	220 - 240 / 50 - 60	0,38	Ø95	35°
DGSAY. 110.13.30.60	13	3000	1185	>80	220 - 240 / 50 - 60	0,38	Ø95	60°
DGSAY. 110.13.40.60	13	4000	1280	>80	220 - 240 / 50 - 60	0,38	Ø95	60°



DGSAY.080.11.40.25



DGSAY.080.11.40.35



DGSAY.080.11.40.60

