



DG 1009 SAY



Housing

Aluminum injection frame with electrostatic powder coating and die-cast aluminum heatsink.

Optics

Highly efficient PMMA lens, designed specially for High Power LED.

Led

High-efficacy High Power LED with CRI>80, achieving L70B50 ≥ 50,000 hours of lifetime.

Driver

Constant current output LED driver with high efficiency and pf >0,8

Options

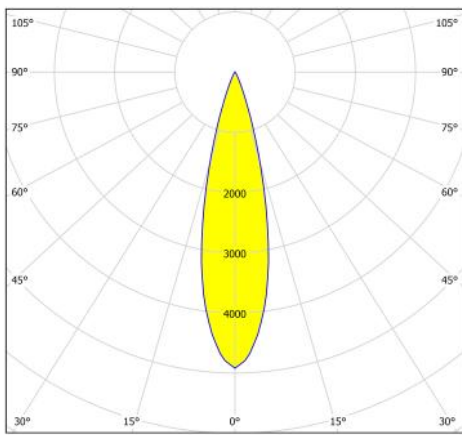
Dimming via DALI
IP44/20 can be produced



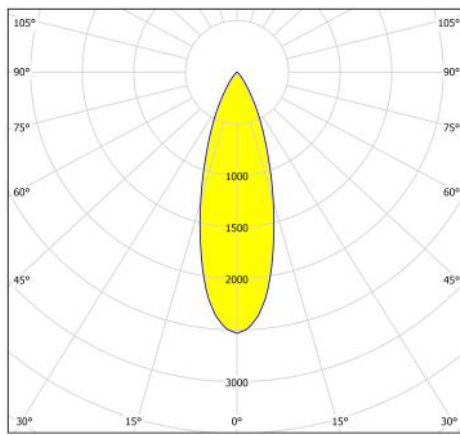
Ral 9016 Ral 9005 Ral 9006

| Type Code | Power (w) | CCT (K) | Light Output (lm) | CRI | V/Hz | Weight (Kg) | Cut-out Size (mm) | Beam Angle |
|--------------------|-----------|---------|-------------------|-----|---------------------|-------------|-------------------|------------|
| DGSAY.090.6.30.25 | 6 | 3000 | 495 | >80 | 220 - 240 / 50 - 60 | 0,37 | Ø78 | 25° |
| DGSAY.090.6.40.25 | 6 | 4000 | 550 | >80 | 220 - 240 / 50 - 60 | 0,37 | Ø78 | 25° |
| DGSAY.090.6.30.35 | 6 | 3000 | 505 | >80 | 220 - 240 / 50 - 60 | 0,37 | Ø78 | 35° |
| DGSAY.090.6.40.35 | 6 | 4000 | 560 | >80 | 220 - 240 / 50 - 60 | 0,37 | Ø78 | 35° |
| DGSAY.090.6.30.60 | 6 | 3000 | 475 | >80 | 220 - 240 / 50 - 60 | 0,37 | Ø78 | 60° |
| DGSAY.090.6.40.60 | 6 | 4000 | 530 | >80 | 220 - 240 / 50 - 60 | 0,37 | Ø78 | 60° |
| DGSAY.090.8.30.25 | 8 | 3000 | 660 | >80 | 220 - 240 / 50 - 60 | 0,37 | Ø78 | 25° |
| DGSAY.090.8.40.25 | 8 | 4000 | 700 | >80 | 220 - 240 / 50 - 60 | 0,37 | Ø78 | 25° |
| DGSAY.090.8.30.35 | 8 | 3000 | 660 | >80 | 220 - 240 / 50 - 60 | 0,37 | Ø78 | 35° |
| DGSAY.090.8.40.35 | 8 | 4000 | 740 | >80 | 220 - 240 / 50 - 60 | 0,37 | Ø78 | 35° |
| DGSAY.090.8.30.60 | 8 | 3000 | 620 | >80 | 220 - 240 / 50 - 60 | 0,37 | Ø78 | 60° |
| DGSAY.090.8.40.60 | 8 | 4000 | 690 | >80 | 220 - 240 / 50 - 60 | 0,37 | Ø78 | 60° |
| DGSAY.090.11.30.25 | 11 | 3000 | 880 | >80 | 220 - 240 / 50 - 60 | 0,37 | Ø78 | 25° |
| DGSAY.090.11.40.25 | 11 | 4000 | 970 | >80 | 220 - 240 / 50 - 60 | 0,37 | Ø78 | 25° |
| DGSAY. | 11 | 3000 | 860 | >80 | 220 - 240 / 50 - 60 | 0,37 | Ø78 | 35° |

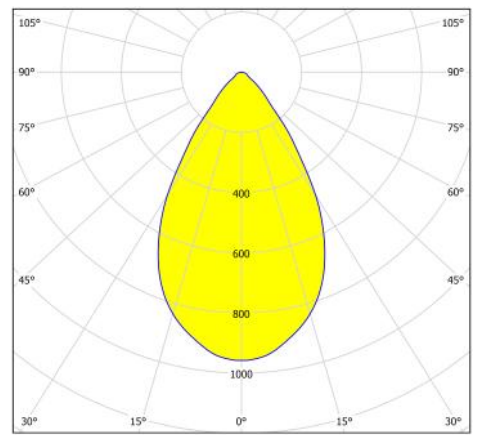
| Type Code | Power (w) | CCT (K) | Light Output (lm) | CRI | V/Hz | Weight (Kg) | Cut-out Size (mm) | Beam Angle |
|------------------------|-----------|---------|-------------------|-----|---------------------|-------------|-------------------|------------|
| 090.11.30.35 | 11 | 3000 | 860 | >80 | 60 | 0,37 | Ø78 | 35° |
| DGSAY. 090.11.40.35 | 11 | 4000 | 955 | >80 | 220 - 240 / 50 - 60 | 0,37 | Ø78 | 35° |
| DGSAY. 090.11.30.60 | 11 | 3000 | 820 | >80 | 220 - 240 / 50 - 60 | 0,37 | Ø78 | 60° |
| DGSAY. 090.11.40.60 | 11 | 4000 | 910 | >80 | 220 - 240 / 50 - 60 | 0,37 | Ø78 | 60° |



DGSAY.080.11.40.25



DGSAY.080.11.40.35



DGSAY.080.11.40.60

